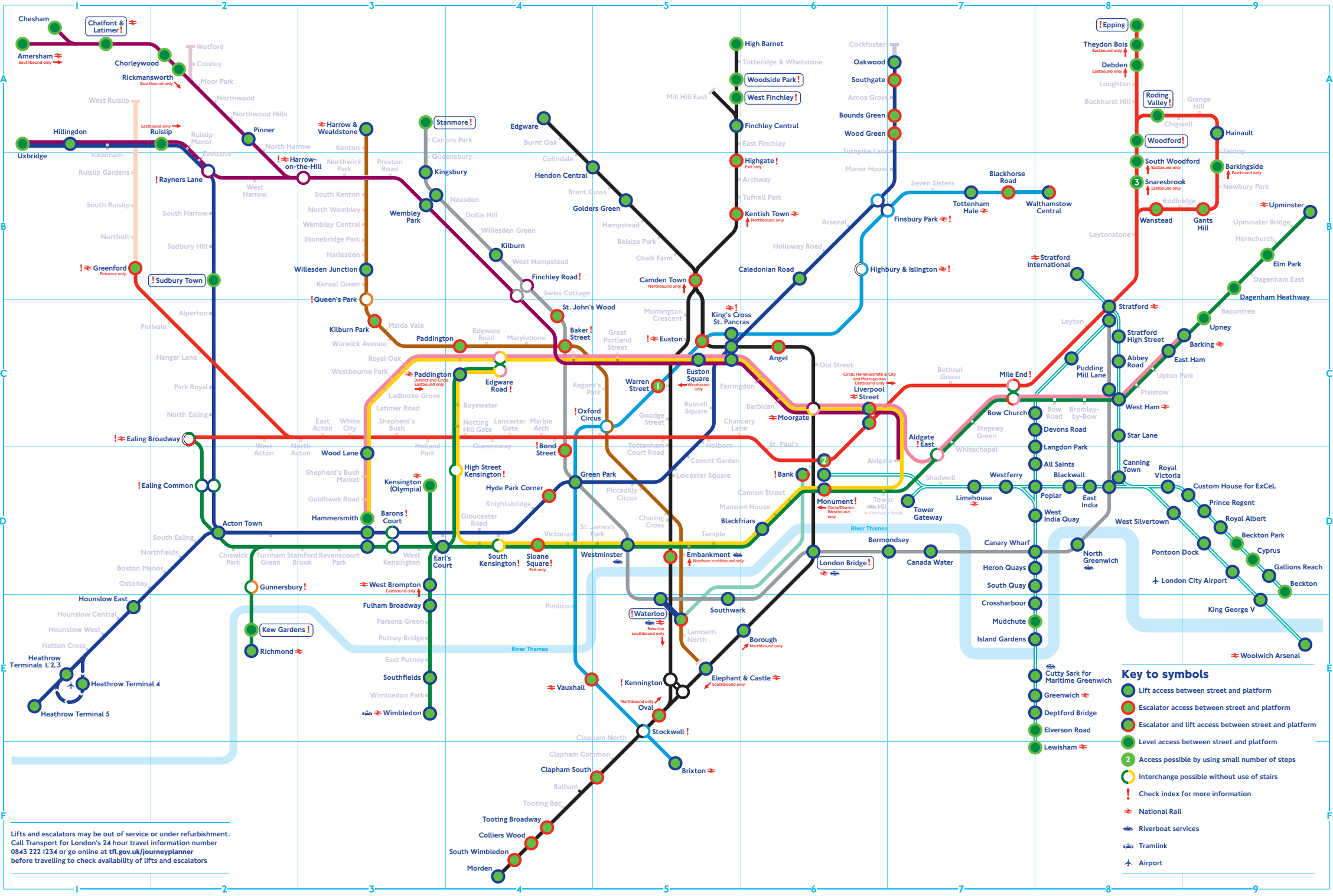


Avoiding stairs Tube guide

Showing all Tube and DLR stations where you can use lifts, escalators or ramps between the street and the platform

December 2011





Lifts and escalators may be out of service or under refurbishment. Call Transport for London's 24 hour travel information number 0843 222 1234 or go online at tfl.gov.uk/journeyplanner before travelling to check availability of lifts and escalators

- ### Key to symbols
- Lift access between street and platform
 - Escalator access between street and platform
 - Escalator and lift access between street and platform
 - Level access between street and platform
 - Access possible by using small number of steps
 - Interchange possible without use of stairs
 - Check index for more information
 - National Rail
 - Riverboat services
 - Tramlink
 - Airport

Lifts and escalators may be out of service or under refurbishment. Call Transport for London's 24 hour travel information number 0843 222 1234 or go online at tfl.gov.uk/journeyplanner before travelling to check availability of lifts and escalators

How to plan your Tube and DLR journey








1. Check your starting and destination stations, plus any connections, using the symbols shown in 'How to use this map'. Then refer to the map index for additional details of access and connections at each station
2. Check your return journey as this may require a different route or use of an alternative station entrance
3. Lifts and escalators may be out of service or under refurbishment. Call Transport for London's 24 hour travel information number **0843 222 1234*** or **check online** before travelling to check the availability of lifts and escalators
4. You can also plan your journey online at **tfl.gov.uk/journeyplanner**
5. If you experience problems with your planned route contact a member of staff (or use the **blue** button on the Help point) at the station and we will help you to plan an alternative route

*You pay no more than 5p per minute if calling from a BT landline. There may be a connection charge. Charges from mobiles or other landline providers may vary


How to use this map

This map highlights all Tube and DLR stations where you can get to the platform, or change between lines, without using stairs. This might be by using a lift, an escalator, or via ramps. Stations where this is not possible are shown in a light grey


Examples

-  These stations have lifts between the street and the platform. If you are a wheelchair user please refer to the Step-free Tube guide which contains precise step and gap measurements between the platform and train, and allows you to plan journeys that avoid stairs and escalators
-  These stations have escalators between the street and the platform
-  At these stations you need to use lifts **and** escalators between the street and the platform
-  These stations have level or ramped access
-  These stations can be accessed using lifts or escalators but the route includes up to three steps. The number of steps is shown in the circle
-  At these stations you can change between lines without using stairs (sometimes only in one direction), but you will not be able to exit or enter the station without using stairs
-  At these stations you can change onto National Rail and/or London Overground without using stairs (sometimes only in one direction)

 For more information please check the map index

 **Station Name !** At stations marked with a blue box and exclamation mark please arrive at the correct entrance for your direction of travel.

For more information please check the map index

 Some stair-free connections with National Rail services available. Please check with National Rail Enquiries (**08457 48 49 50**) for information

Further information

Transport for London produce a number of documents to help people get around London more easily

- Step-free Tube guide - showing stations step-free between the street and platform including the step and gap between the platform and the train
- Audio Tube map
- Large print colour Tube map
- Large print black and white Tube map
- Getting around London - guide to accessibility (available in large print, braille and audio CD)
- Toilet Tube map - available at **tfl.gov.uk/accessguides**
- Bus maps (all London buses are wheelchair accessible, apart from some journeys on routes 9 and 15)

For copies call **0843 222 1234*** or visit **tfl.gov.uk/accessguides**

Blue badge car parking information - available at **tfl.gov.uk/roadusers**

For information on booking taxis and minicabs visit **tfl.gov.uk/cabwise**






If you have any general comments about your Tube journey please contact London Underground Customer Services on **0845 330 9880**, textphone **020 7918 3500** or write to:

LU Customer Services
55 Broadway, London SW1H 0BD

If you are not satisfied with their response and wish to take the matter further, contact London TravelWatch on **020 7505 9000** or visit **londontravelwatch.org.uk**

If you have comments about your DLR journey call **020 7363 9700**, textphone **020 7093 0999** or write to:
DLR Customer Relations Serco Docklands
Castor Lane, London E14 0DS

Key to symbols

-  Lift access between street and platform
-  Escalator access between street and platform
-  Escalator and lift access between street and platform
-  Level access between street and platform
-  Access possible by using small number of steps



Platforms with designated level access boarding point



Some stair-free connections with National Rail services.

Please check with National Rail Enquiries (08457 48 49 50) for information



Main bus interchange



Riverboat services



Airport



Taxi rank

 Car park with number of blue badge bays indicated in brackets

 Male/female/baby changing/accessible toilets outside ticket gateline

 Male/female/baby changing/accessible toilets inside ticket gateline

C8 Abbey Road

 Lift access between street and platform

D2 Acton Town

 Lift access between street and platform

D7 Aldgate East



No stair-free entrance/exit



Level (same platform) interchange between westbound District line towards Earl's Court and westbound Hammersmith & City line towards Hammersmith. Level (same platform) interchange between eastbound District line towards Upminster and eastbound Hammersmith & City line towards Barking

D8 All Saints

 Lift access between street and platform

A1 Amersham (6)

 Level access between street and southbound platform only, towards Liverpool Street

C6 Angel

- Escalator access between street and platform

C4 Baker Street

- No stair-free entrance/exit to Circle, Hammersmith & City and Metropolitan lines
- Escalator access between street and platform to Bakerloo line and Jubilee line platforms only
- Level interchange between northbound Bakerloo line towards Harrow & Wealdstone and northbound Jubilee line towards Stanmore. Level interchange between southbound Bakerloo line towards Elephant & Castle and southbound Jubilee line towards Stratford
- Escalator interchange between northbound Bakerloo line towards Harrow & Wealdstone and southbound Jubilee line towards Stratford. Escalator interchange between southbound Bakerloo line towards Elephant & Castle and northbound Jubilee line towards Stanmore

D6 Bank/Monument

- Stair-free entrance/exit by lift via King William Street only
- Escalator **and** lift access to Central line platforms, this route involves 2 steps
- Lift, escalator **and** travelator access to Waterloo & City line platforms
- Lift access to DLR platforms

C9 Barking

- Lift access between street and platform, including London Overground and National Rail services

B9 Barkingside

- Level access between street and eastbound platform only, towards Woodford

D3 Barons Court

- No stair-free entrance/exit
- Level interchange between westbound District line and westbound Piccadilly line towards Acton Town. Level interchange between eastbound District line towards Upminster and eastbound Piccadilly line towards Cockfosters

D9 Beckton

- Level access between street and platform

D9 Beckton Park

- Level access between street and platform

D7 Bermondsey

- Lift access between street and platform

D6 Blackfriars

- Lift access between street and platform

B7 Blackhorse Road

- Escalator access between street and platform

D8 Blackwall

- Lift access between street and platform

D4 Bond Street

- Stair-free entrance/exit via West One Shopping Centre only
- Escalator access to Jubilee line platforms only

E6 Borough

- Lift access between street and northbound platform only, towards Camden Town

A7 Bounds Green

- Escalator access between street and platform

C7 Bow Church

- Lift access between street and platform

F5 Brixton

- Lift access between street and platform

B6 Caledonian Road

- Lift access between street and platform

B5 Camden Town

- Escalator access between street and northbound platform only, towards Woodside Park or Golders Green

- Level interchange between northbound services towards Edgware and High Barnet

D7 Canada Water (bus station)

- Lift access between street and platform including London Overground services

D7 Canary Wharf

- Lift access between street and platform. Escalator access also available. Canary Wharf DLR station is 200 metres away via the street

D8 Canning Town (bus station)

- Lift access between street and platform. Escalator access also available

A1 Chalfont & Latimer

- ! You need to use the correct entrance/exit depending on which platform you are travelling from/to

- Use Station Approach entrance for level access between street and northbound platform only towards Chesham. This entrance is open from 0515 until 2000 Mondays to Saturdays, and 1545 until 1900 Sundays. At all other times use intercom at Station Approach entrance to ask staff to unlock the gate. The Station Approach entrance is for ticket holders only

- Use Bedford Avenue entrance for level access between street and southbound platform only towards Liverpool Street

- Level access interchange between northbound and southbound platforms is via the street only (approximately 360 metres)

A1 Chesham

- Level access between street and platform

A2 Chorleywood

- Level access between street and platform

F5 Clapham South

- Escalator access between street and platform

F4 Colliers Wood

- Escalator access between street and platform

E7 Crossharbour

- Lift access between street and platform

D9 Custom House for ExCeL

 Lift access between street and platform

E8 Cutty Sark for Maritime Greenwich

 Lift access between street and platform

D9 Cyprus

 Level access between street and platform

B9 Dagenham Heathway 

 Level access between street and platform

A8 Debden 

 Level access between street and eastbound platform only, towards Epping

E8 Deptford Bridge

 Lift access between street and platform

C8 Devons Road

 Lift access between street and platform


C2 Ealing Broadway   (National Rail)

 No stair-free entrance/exit

 Level interchange between Central and District lines

D2 Ealing Common 

 No stair-free entrance/exit

 Level interchange between eastbound District line and eastbound Piccadilly line towards Acton Town. Level interchange between westbound District line towards Ealing Broadway and westbound Piccadilly line towards Rayners Lane

D3 Earl's Court 

 Lift access between street and platform, District line only

C8 East Ham

 Lift access between street and platform

D8 East India


 Lift access between street and platform

A4 Edgware 

 Lift access between street and platform

C4 Edgware Road (Circle, District and Hammersmith & City)

 No stair-free entrance/exit

 Level interchange between Circle line to/from High Street Kensington and Circle and Hammersmith & City lines eastbound towards Kings Cross. Level interchange between District line trains to/from High Street Kensington and Circle and Hammersmith & City lines westbound towards Hammersmith

E5 Elephant & Castle

 Lift access between street and southbound Northern line platform only, towards Morden

B9 Elm Park  

 Level access between street and platform

E8 Elverson Road

 Level access between street and platform

D8 Embankment

 Escalator access between street and Northern line northbound platform only, towards Camden Town

A8 Epping


 You need to use the correct entrance/exit depending on which platform you are travelling from/to.

 Use Station Road entrance for level access to platform 2. If you arrive at platform 1, use Hillcrest Way exit – this is locked at all times, so please use Help point to ask staff to unlock gate

C5 Euston (Victoria line only) (National Rail)

 No stair free entrance to the Northern line Charing Cross branch

 Escalator access between street and platform to Northern line (Bank branch) and Victoria line platforms

 Level interchange between the Northern line northbound platform (Bank branch) towards Camden Town and Victoria line northbound towards Tottenham Hale. Level interchange between the Northern line southbound towards Morden via London Bridge and Victoria line southbound towards Brixton

C5 Euston Square


 Lift access between street and westbound platform only towards Wood Lane or Wembley Park

A5 Finchley Central

 Lift access between street and platform


B4 Finchley Road

 No stair-free entrance/exit

 Level interchange between Jubilee line northbound towards Wembley Park and Metropolitan line northbound towards Harrow-on-the-Hill. Level interchange between Jubilee line southbound towards St. John's Wood and Metropolitan line southbound towards King's Cross St. Pancras

B7 Finsbury Park (Victoria line only)

 No stair-free entrance/exit

 Level interchange between Victoria line southbound towards Brixton and Piccadilly line westbound towards King's Cross St. Pancras. Level interchange between Victoria line northbound towards Tottenham Hale and Piccadilly line eastbound towards Oakwood

E3 Fulham Broadway

 Lift access between street and platform

D9 Gallions Reach

 Lift access between street and platform

B8 Gants Hill

 Escalator access between street and platform

B5 Golders Green

 Lift access between street and platform

B1 Greenford

 No stair-free exit

 Escalator access between street and platform, including National Rail services, entrance only

E8 Greenwich

 Lift access between street and platform

D4 **Green Park**  (Victoria line only)

-  Lift access between street and platform




D2 **Gunnersbury**

-  No stair-free entrance/exit
-  Level interchange between District line and London Overground

A8 **Hainault**  (4)

-  Lift access between street and platform



D3 **Hammersmith** 

-  Lift access between street and platform for District and Piccadilly lines
-  Level access between street and platform for Hammersmith & City and Circle lines
-  Stair-free interchange between Circle and Hammersmith & City line platforms, and District and Piccadilly line platforms, via level access and lifts. This is a 520m interchange via the street

A3 **Harrow & Wealdstone**  (5)  

-  Lift access between street and platform, including London Overground and National Rail services

B3 **Harrow-on-the-Hill** 

-  No stair-free entrance/exit
-  Level interchange between fast, semi-fast and 'all stations' Metropolitan line trains running in the same direction

E1 **Heathrow T123**      

-  Lift access between street and platform only available on request – press button to alert staff. Escalator access also available

E1 **Heathrow T4**  

-  Lift access between street and platform. Escalator access also available

E1 **Heathrow T5**   

-  Lift access between street and platform. Escalator access also available

B4 **Hendon Central**  

-  Lift access between street and platform

D7 **Heron Quays**

-  Lift access between street and platform

A5 **High Barnet**  (5)  

-  Level access between street and platform

B6 **Highbury & Islington**   (Victoria line only)

-  No stair-free entrance/exit
-  Level interchange between Victoria line and National Rail services travelling in the same direction

B5 **Highgate**  (3)

-  No stair-free entrance
-  Escalator access between platform and street, exit only

D4 High Street Kensington

! No stair-free entrance/exit

● Level interchange between Circle line westbound towards Sloane Square and District line westbound towards Earl's Court. Level interchange between Circle line eastbound and District line eastbound towards Edgware Road

A1 Hillingdon P(6)

● Lift access between street and platform

E1 Hounslow East P(2)

● Lift access between street and platform

D4 Hyde Park Corner

● Escalator access between street and platform

E7 Island Gardens

● Lift access between street and platform

E5 Kennington

! No stair-free entrance/exit

○ Level interchange between Northern line northbound platform via Charing Cross and Northern line northbound platform via Bank

D3 Kensington Olympia

● Level access between street and platform, including London Overground and National Rail services

B5 Kentish Town

● Escalator access between street and platform to northbound platform only, towards High Barnet

E2 Kew Gardens

! You need to use the correct entrance/exit depending on which platform you are travelling from/to

● Use the Station Approach entrance for level access to the eastbound platform, towards Earl's Court

● Use the North Road entrance for level access to the westbound platform, towards Richmond

B4 Kilburn

● Lift access between street and platform

C3 Kilburn Park

● Escalator access between street and platform

C5 King's Cross St. Pancras (Northern and Victoria lines only) (National Rail))

● Lift access between street and platform

E9 King George V

● Lift access between street and platform

B3 Kingsbury

● Lift access between street and platform

D8 Langdon Park

● Lift access between street and platform

E8 Lewisham

● Level access between street and platform

D7 Limehouse

 Lift access between street and DLR platforms

 Level interchange between westbound National Rail services and eastbound DLR towards Westferry

C6 Liverpool Street (National Rail)

 Escalator and lift access via National Rail concourse between street and Central line platforms


 Lift access via National Rail concourse between street and eastbound Hammersmith & City line towards Barking only

D6 London Bridge (National Rail)

 You need to use the correct entrance/exit depending on which platform you are travelling from/to

 Lift access between street and Jubilee line platforms from Station Approach and Tooley Street entrances and Northern line platforms via Borough High Street

 Escalator access between street and Jubilee line platforms via Borough High Street entrance only

 Lift **and** escalator interchange between Jubilee and Northern lines via Northern line ticket hall, or lift only interchange via street including a 410m journey

D9 London City Airport

 Lift access between street and platform

C7 Mile End

 No stair-free entrance/exit

 Level (same platform) interchange between Central, District and Hammersmith & City line trains running in the same direction

C6 Moorgate

 No stair-free entrance/exit

 Escalator interchange between Northern line and Circle, Hammersmith & City and Metropolitan lines eastbound towards Liverpool Street only

F4 Morden

 Lift access between street and platform

E7 Mudchute

 Level access between street and platform

D8 North Greenwich

 Lift access between street and platform. Escalator access also available

A7 Oakwood


 Lift access between street and platform

E5 Oval

 Escalator access between street and platform to northbound platform only, towards Kennington

C5 Oxford Circus (Victoria line only)

 No stair-free entrance/exit

 Level interchange between Bakerloo line northbound towards Baker Street and Victoria line northbound towards Warren Street. Level interchange between Bakerloo line southbound towards Waterloo and Victoria line southbound towards Vauxhall

- C4 Paddington**   (National Rail)
-  Escalator access between street and Bakerloo line platforms
 -  Lift access between street and eastbound Circle and District line platforms towards Edgware Road only, via the National Rail concourse
- A2 Pinner**  
-  Lift access between street and platform
- D9 Pontoon Dock**
-  Lift access between street and platform
- D8 Poplar**
-  Lift access between street and platform
- D9 Prince Regent**
-  Lift access between street and platform
- C8 Pudding Mill Lane**
-  Lift access between street and platform
- C3 Queen's Park**
-  No stair-free entrance/exit
 -  Level (same platform) interchange between Bakerloo line and London Overground trains running in the same direction
- B2 Rayners Lane**  (6)  
-  No stair-free entrance/exit
 -  Level (same platform) interchange between Piccadilly and Metropolitan line trains running in the same direction
- E2 Richmond**    (1)  
-  Lift access between street and platform, including London Overground and National Rail services
- A2 Rickmansworth**  (12)  
-  Level access between street and platform southbound only, towards Harrow-on-the-Hill
- A8 Roding Valley** 
-  You need to use the correct entrance/exit depending on which platform you are travelling from/to
 -  Use Cherry Tree Rise entrance for westbound platform, towards Woodford – this route does not go via ticket hall and is for ticket holders only
 -  Use the Station Way entrance for eastbound platform, towards Barkingside
- D9 Royal Albert**
-  Lift access between street and platform
- D8 Royal Victoria**
-  Lift access between street and platform
- A2 Ruislip**  (4)  
-  Level access between street and platform eastbound only, towards Rayners Lane
- C4 St. John's Wood**   
-  Escalator access between street and platform

D4 Sloane Square

! No stair-free entrance.

Escalator access between platform and street, exit only

B8 Snaresbrook

3 Level access between street and Central line eastbound only, towards Woodford.

You need to enter via Station Approach and the car park - there are 3 steps up from the street to the ticket hall

A7 Southgate

Escalator access between street and platform

E3 Southfields

Lift access between street and platform

D4 South Kensington

! No stair-free entrance/exit

Level (same platform) interchange between Circle and District line trains running in the same direction

D7 South Quay

Lift access between street and platform

E5 Southwark

Lift access between street and platform

F4 South Wimbledon

Escalator access between street and platform

B8 South Woodford

Level access between street and eastbound platform only, towards Epping, via George Lane (West) entrance, closed on Sundays

A3 Stanmore

Level access between street and platform via car park entrance only. This involves a 450m journey including a steep ramp

C8 Star Lane

Lift access between street and platform

E5 Stockwell (Victoria line only)

! No stair-free entrance/exit

Level interchange between Northern line northbound towards Kennington and Victoria line northbound towards Vauxhall. Level interchange between Northern line southbound towards Clapham South and Victoria line southbound towards Brixton

C8 Stratford

Lift access between street and platform, including London Overground and National Rail services

C8 Stratford High Street

Lift access between street and platform

C8 Stratford International

Lift access between street and platform. Escalator access also available

B2 Sudbury Town   

 You need to use the correct entrance/exit depending on which platform you are travelling from/to

 Use Station Approach entrance for eastbound platform towards Oakwood. Use Orchard Gate entrance for westbound platform towards Uxbridge – this route does not go via ticket hall and is for ticket holders only

A8 Theydon Bois  

 Level access between street and platform eastbound only, towards Epping

F4 Tooting Broadway

 Escalator access between street and platform

B7 Tottenham Hale    

 Lift access between street and platform, including National Rail services

D7 Tower Gateway

 Lift access between street and platform. Escalator access also available

B9 Upminster     (National Rail)

 Lift access between street and platform, including National Rail services

C9 Upney 

 Level access between street and platform

A1 Uxbridge 

 Level access between street and platform

E4 Vauxhall     (bus station)

 Escalator access between street and platform

B8 Wanstead 

 Escalator access between street and platform

C5 Walthamstow Central    

 Escalator and lift access between street and platform via the bus station only

C5 Warren Street  (Victoria line only)

 Escalator access between street and platform to Victoria line only. There is one step up from the street to the ticket hall

E5 Waterloo     (National Rail)

 You need to use the correct entrance/exit depending on which platform you are travelling from/to

 Lift access between street and Jubilee line platforms via Waterloo Road ticket hall

 Escalator and lift access between street and platform to Jubilee line from main ticket hall and York Road ticket hall

 Lift access between street and platform to southbound Bakerloo line only via York Road ticket hall

 Escalator access between street and platform to southbound Bakerloo line via Waterloo Road ticket hall

B3 Wembley Park   

 Lift access between street and platform

D3 West Brompton 

 Lift access between street and District line eastbound platform only, towards Earl's Court

 Lift interchange between District line eastbound towards Earl's Court and London Overground services

D7 **Westferry**

- Lift access between street and platform

A5 **West Finchley**

! You need to use the correct entrance/exit depending on which platform you are travelling from/to

- Use Nether Street entrance to access northbound platform towards Woodside Park
- Use Wentworth Street entrance to access southbound platform towards Camden Town – this route does not go via ticket hall and is for ticket holders only; it is only unlocked during AM peak hours, and locked with a RADAR lock at other times. Call 0845 330 9880 or use the help point on the southbound platform to ask staff to unlock the gate

C8 **West Ham**

- Lift access between street and platform, including National Rail services

D8 **West India Quay**

- Lift access between street and platform

D5 **Westminster**

- Lift access between street and platform

D8 **West Silvertown**

- Lift access between street and platform

B3 **Willesden Junction**

- Lift access between street and platform

E3 **Wimbledon**

- Lift access between street and platform

B8 **Woodford**

! You need to use the correct entrance/exit depending on which platform you are travelling from/to

- Level interchange between platforms is via the street. Use Snakes Lane East/Madeira Grove entrance to access westbound platform 2 towards Stratford - this is open until 2100; use intercom to ask staff to unlock gate at other times
- Use Broadway entrance to access eastbound platform towards Epping

A7 **Wood Green**

- Escalator access between street and platform

D3 **Wood Lane**

- Lift access between street and platform

A5 **Woodside Park**

! You need to use the correct entrance/exit depending on which platform you are travelling from/to

- Use Woodside Park entrance to access southbound platform towards Camden Town
- Use Holden Road car park entrance to access northbound platform towards High Barnet – this route does not go via ticket hall and is for ticket holders only

E9 **Woolwich Arsenal**

- Lift access between street and platform